

VIRAJ 45 LENS

divinity lights



Quick Info

CRI ≥90

3000K/ 4000K/ 5700K

TUNABLE WHITE 2700-6500K

ON-OFF/ ON-OFF (FLICKER FREE)

DALI-2 DT6 / DALI-2 DT8/ DALI+

SDCM<3

Lens

L70 @50,000h

Aluminium

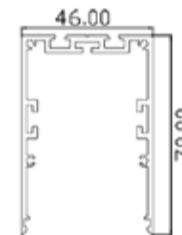
Types

Pendant/ Surface/ Recessed

Single Line Diagram

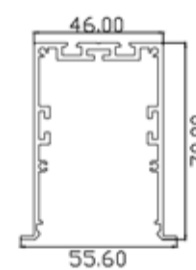
Pendant Mounted

Profile Code
SY-12



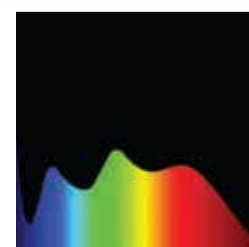
Recessed Mounted

Profile Code
SY-14



Light Distribution


Direct Direct-Indirect



CRI ≥ 90



TUNABLE
WHITE

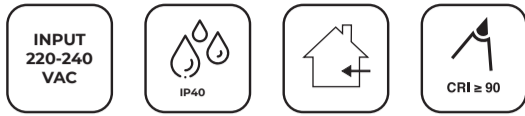


VIRAJ 45 LENS

Viraj 45 Lens linear fixture has :

- Luminaire housing of extruded aluminium
- Unique deep lens and reflector to prevent glare
- Cool white light to reduce irritation
- No visible screw and Surface powder coated
- LED PCB mounted on insert design with heat sink
- Bottom opening for easy maintenance
- Pendant with cable suspension
- M6 bolt for M6 fastener
- Deep recessed lens and reflector for uniformity
- Energy-efficient LED

VIRAJ 45 LENS



VIRAJ 45 LENS (DIRECT)

System Power	Dimensions
7W	L = 300mm
14W	L = 600mm
21W	L = 900mm
28W	L = 1200mm
56W	L = 2400mm

VIRAJ 45 LENS (DIRECT-INDIRECT)

System Power	Dimensions
9W	L = 300mm
18W	L = 600mm
27W	L = 900mm
35W	L = 1200mm
70W	L = 2400mm

Order Options

Distribution

- Direct
- Indirect
- Up-50% / Down-50%
- Up-30% / Down-70%
- Up-70% / Down-30%
- Up-20% / Down-80%
- Up-80% / Down-20%

CCT (Color Temperature)

- 3000K
- 4000K
- 5700K
- Tunable 2700K-6500K



CRI

>90

Beam Angle

21.9

Control

- ON-OFF
- ON-OFF (FLICKER FREE)
- DALI-2 DT6
- DALI-2 DT8
- DALI +



Mounting Type

- Pendent
- Surface
- Recessed

Material Color

RAL As Per Request

PHOTOMETRIC DETAILS

